


Plan View
Scale = 1 : 250

HEREBY CERTIFY THAT THIS LIGHTING PROPOSAL WILL PROVIDE THE LEVELS OF ILLUMINATION AS NOTED AND THE HORIZONTAL ILLUMINATION AT ROAD LEVEL WILL NOT BE LESS THAN 1 LUX ALONG ROUTES DESIGNATED AS AVERAGE ILLUMINATION.

DATED:

SIGNED:



| Statistics | | | | | | |
|---------------|--------|---------|-----------|---------|---------|---------|
| Description | Symbol | Avg | Max | Min | Max/Min | Avg/Min |
| Stat Zone # 1 | X | 6.1 lux | 68.3 lux | 0.0 lux | N/A | N/A |
| Calc Zone # 2 | + | 3.8 lux | 101.3 lux | 0.0 lux | N/A | N/A |

| Symbol | Label | Quantity | Manufacturer | Catalog Number | Description | Lamp | Number Lamps | Filename | Lumens Per Lamp | Light Loss Factor | Wattage |
|--------|-------|----------|-------------------|------------------------------------|--|-------------------------------|--------------|--|-----------------|-------------------|---------|
| | A | 5 | Lithonia Lighting | ASW1_LED_42C_530_40K_SR3_MVOLT | ASW1 WALL LIGHT 42 LEDs 530 mA DRIVE CURRENT 40K COLOR TEMP TYPE 3 DISTRIBUTION | ASSM SAMSUNG HLM LIGHT ENGINE | 1 | ASW1_LED_42C_530_40K_SR3_MVOLT.ies | 7114 | 0.9 | 75 |
| | B | 3 | Lithonia Lighting | DSX0_LED_40C_1000_40K_TSW_MVOLT_HS | DSX0 LED WITH (2) 20 LED LIGHT ENGINES, TYPE TSW OPTIC, 4000K, @ 1000mA WITH HOUSE SIDE SHIELD | LED | 1 | DSX0_LED_40C_1000_40K_TSW_MVOLT_HS.ies | 8500 | 0.9 | 137.17 |
| | C | 8 | Lithonia Lighting | ASW1_LED_42C_350_40K_SR3_MVOLT | ASW1 WALL LIGHT 42 LEDs 350 mA DRIVE CURRENT 40K COLOR TEMP TYPE 3 DISTRIBUTION | ASSM SAMSUNG HLM LIGHT ENGINE | 1 | ASW1_LED_42C_350_40K_SR3_MVOLT.ies | 3998 | 0.9 | 49 |

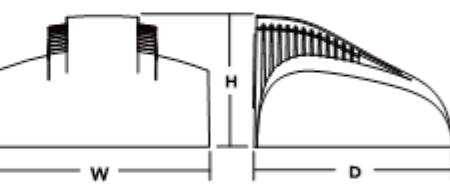


ASW1 LED
LED Wall Luminaire



Specifications

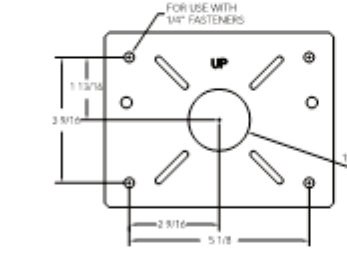
Width: 15" (381 mm)
Depth: 13-3/4" (349 mm)
Height: 9-1/4" (235 mm)
Weight (max): 34 lbs (15.4 kg)



Ordering Information

| Series | Light Engines | Performance Package | Distribution | Voltage | Mounting | Options | Finish |
|----------|------------------------------|--|---|--|---------------|--|--|
| ASW1 LED | 1 One engine (40 or 63 LEDs) | 350 mA options: 4000K/40K 3000K 4000K/40K 4000K 4000K/40K 5000K | SR2 Type II SR3 Type II SR4 Type II | MVOLT ¹ 120 ² 240 ³ 277 ⁴ 347 480 | Surface mount | Shipped included: SF Single face (120, 277, 347V) ¹¹ DF Double face (240, 480V) ¹¹ PE Photometric (see section 11) DAG 0-10V dimming driver (see controls) ¹² DRL Diffusing lens | Dark bronze Black Natural aluminum White Textured dark bronze Textured black Textured natural aluminum Textured white |

Drilling



Accessories

ASW1SW 08000 Back box accessory (specify finish)
ASW1WCS Wire guard accessory
ASW1WDS Vandal guard accessory

- NOTES:
- Configured with 4000K (40K) provides the shortest lead time. Consult factory for 3000K (30K) and 5000K (50K) lead times.
 - MVOLT driver requires an input voltage from 120-277V (50/60 Hz). Safety 120, 240 or 277 options only when ordering with hanging (DF) or optional photometric (PE) options.
 - Also available as a separate accessory, see Accessories information at left.
 - Single face (SF) requires 120 or 277 voltage option. Double face (DF) requires 240 or 347 voltage option.
 - Photometric (PE) requires 120, 240, 240, 277 or 347 voltage option.
 - Must be ordered with fixture, cannot be field installed.
 - Not available with 347 or 480V.



One Lithonia Way • Conyers, Georgia 30012 • Phone: 800.279.8041 • Fax: 770.918.1209 • www.lithonia.com
© 2012-2014 Acuity Brands Lighting, Inc. All rights reserved.

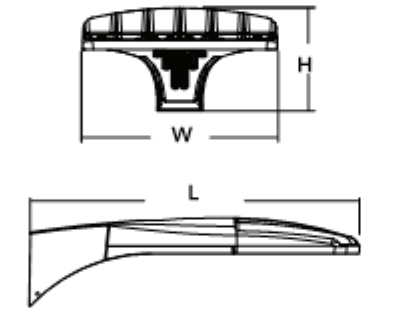


D-Series
Size 0
LED Area Luminaire



Specifications

EPA: 0.8 ft² (0.09 m²)
Length: 26" (661 mm)
Width: 13" (330 mm)
Height: 17" (430 mm)
Weight: 16 lbs (7.25 kg)



Ordering Information

| Series | LEDs | Drive current | Color temperature | Distribution | Mounting | Options | Finish | |
|----------|--|---|--|--|--|--|--|--|
| DSX0 LED | Forward optics: 20K 20 LEDs (low engine) 40K 40 LEDs (low engine) Rotated optics ¹ : 30K 30 LEDs (see engine) | 530 530mA 700 700mA 1000 1000mA (1 A) | 30K 3000K 80 (CR min) 325 3250K 80 (CR min) 40K 4000K (70 CR min) 50K 5000K (70 CR min) AMBRC Amber phosphor converted | T15 Type I short T25 Type I short T2M Type I medium T35 Type II short T3M Type II medium T4M Type II medium | TTM Forward three medium T5V5 Type V very short T5S Type V short T5M Type V medium T5W Type V wide | MVOLT ¹ 120 ² 240 ³ 277 ⁴ 347 ⁵ 480 ⁶ | Shipped included: SPA Square pole mounting SRA Round pole mounting WBA Wall bracket SPUMBA Square pole universal mounting adapter ⁷ RPMBA Round pole universal mounting adapter ⁷ | Dark bronze Black Natural aluminum White Textured dark bronze Textured black Textured natural aluminum Textured white |

Final options

8 NEMA neck lock (see note 1) (no controls)⁸
R5 Five-wire receptacle only (see controls)¹³
R7 Seven-wire receptacle only (see controls)¹³
R8 0-10V dimming driver (see controls)¹²
R9 Dimmable and controlled via DALI¹⁴ (no controls)¹⁵
1 Motion sensor, 8-15 mounting height¹⁶
PIR Motion sensor, 8-30 mounting height¹⁷

Other options

BL30 Bi-level switched dimming, 50%¹⁸
BL50 Bi-level switched dimming, 50%¹⁸
PMT0203 Part angle, dim 30° down¹⁹
PMT0205 Part angle, dim 5° up¹⁹
PMT0203 Part angle, dim 30°¹⁹
PMT0205 Part angle, dim 5°¹⁹

Controls & Shields

DL0101 15.0" Pendant - 15" neck box (20-277V)²⁰
DL0101 15.0" Pendant - 15" neck box (480V)²⁰
DL0101 15.0" Pendant - 15" neck box (480V)²⁰
DL0101 15.0" Pendant - 15" neck box (480V)²⁰
DL0101 15.0" Pendant - 15" neck box (480V)²⁰
DL0101 15.0" Pendant - 15" neck box (480V)²⁰
DL0101 15.0" Pendant - 15" neck box (480V)²⁰
DL0101 15.0" Pendant - 15" neck box (480V)²⁰
DL0101 15.0" Pendant - 15" neck box (480V)²⁰
DL0101 15.0" Pendant - 15" neck box (480V)²⁰

NOTES

- 10' LED, DALI, DALI, DALI and related options (R9) or PIR only available together.
- 110VAC not available with AMBRC.
- AMBRC only available with 530mA or 700mA.
- AMBRC sensor operates on any line voltage from 120-277V (50/60 Hz).
- 5' Not available with single-bay, 530mA product (20C 530 or 30C 530). Not available with BL30, BL50 or PMT options.
- Available as a separate combination accessory (PUMBA (RPMBA) U, 1.5 G) when used with BL30, BL50 or PMT options.
- Requires an additional switched control (PMT0203 or PMT0205).
- Requires an additional switched control (PMT0203 or PMT0205).
- Requires an additional switched control (PMT0203 or PMT0205).
- Requires an additional switched control (PMT0203 or PMT0205).
- Requires an additional switched control (PMT0203 or PMT0205).
- Requires an additional switched control (PMT0203 or PMT0205).
- Requires an additional switched control (PMT0203 or PMT0205).
- Requires an additional switched control (PMT0203 or PMT0205).
- Requires an additional switched control (PMT0203 or PMT0205).
- Requires an additional switched control (PMT0203 or PMT0205).



One Lithonia Way • Conyers, Georgia 30012 • Phone: 800.279.8041 • Fax: 770.918.1209 • www.lithonia.com
© 2011-2014 Acuity Brands Lighting, Inc. All rights reserved.

DSX0 LED
Rev: 07/21/15
Page 1 of 4



67 ANDERSON
TOWER VALLEY INVESTMENTS INC.

Designer
Date: 06/14/2022
Scale: Not to Scale
Drawing No.
Summary